



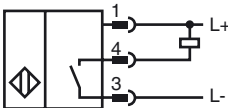
Model Number

NMB5-18GM65-E0-FE-V1

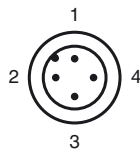
Features

- Stainless steel sensing face
- Sensing range 5 mm
- 3-wire DC
- Ferrous targets

Connection



Pinout



Wire colors in accordance with EN 60947-5-2

1	BN	(brown)
2	WH	(white)
3	BU	(blue)
4	BK	(black)

Accessories

V1-G-OR2M-POC

Female cordset, M12, 4-pin, TPE cable, welding-bead resistant

V1-W-2M-PUR

Cable socket, M12, 4-pin, PUR cable

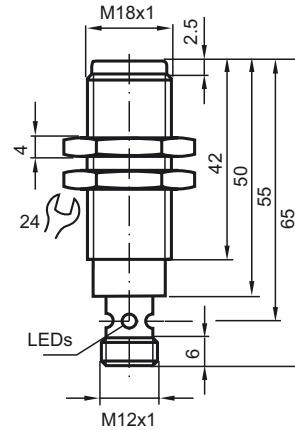
V1-G-2M-PUR

Cable socket, M12, 4-pin, PUR cable

AB-18

Mounting aid

Dimensions



Technical Data

General specifications

Switching element function	NPN	NO
Rated operating distance	s_n	5 mm
Installation		flush
Output polarity		DC
Assured operating distance	s_a	0 ... 4.05 mm
Actuating element		Ferrous targets
Reduction factor r_{Al}		0
Reduction factor r_{Cu}		0
Reduction factor r_{304}		0.6 - 0.8
Reduction factor r_{St37}		1

Nominal ratings

Operating voltage	U_B	10 ... 30 V DC
Switching frequency	f	15 Hz
Hysteresis	H	3 ... 15 typ. 5 %
Reverse polarity protection		yes
Short-circuit protection		yes
Voltage drop	U_d	≤ 2 V
Operating current	I_L	≤ 200 mA
Current consumption		< 14 mA
Off-state current	I_r	≤ 10 μ A

Indicators/operating means

Operating display	4-way dual LED
	Green: power
	Yellow: output

Ambient conditions

Ambient temperature	-40 ... 70 °C (-40 ... 158 °F)
---------------------	--------------------------------

Mechanical specifications

Connection type	V1 connector (M12 x 1), 4-pin
Housing material	Stainless steel 1.4305 / AISI 303
Sensing face	Stainless steel 1.4305 / AISI 303
Protection degree	IP67 / IP68 / IP69K - cordset dependent according to cable specification

Compliance with standards and directives

Standard conformity	
Standards	EN 60947-5-2:2007 IEC 60947-5-2:2007

Approvals and certificates

UL approval	cULus Listed, General Purpose
CSA approval	cCSAus Listed, General Purpose
CCC approval	Products with a maximum operating voltage of ≤ 36 V do not bear a CCC marking because they do not require approval.